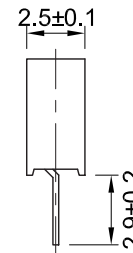

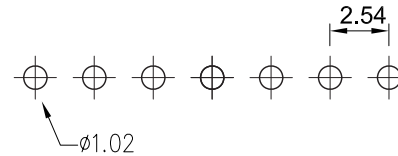
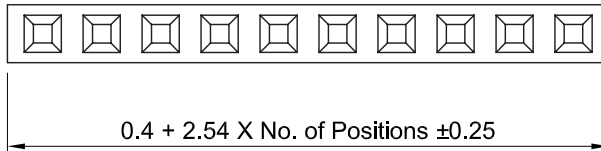


Recommended P.C. Board Hole Layout



Specifications

Current Rating: 3 Amps
 Insulator Resistance: 1000 Megohms min.
 Contact Resistance: 20 m ohms max.
 Dielectric Withstanding: AC 600V
 Operating Temperature: -40°C ~ +105°C
 Contact Material: Phosphor Bronze
 Insulator Material: Polyester, UL 94V-0 Nylon-6T
 Contact Plated: *see options below
 Standard: Full Gold Flash

Part Numbering System

FH-H5.0W2.5SS - XX - X X

Series _____
 No. of Contact: _____
 Contact Plating: _____
 Insulator Material: _____
 Nil = P.B.T.
 N = High Temperature Nylon-6T

* Contact Plating Option	Full Gold Plating	Gold Plated On Contact Area Tin Plated on Solder Area	Full Tin Plating
	G : Gold Flash G10: Gold 10u" G15: Gold 15u" G30: Gold 30u"	S: Gold Flash S10: Gold 10u" S15: Gold 15u" S30: Gold 30u"	T: Tin 100u"

General Tolerance	
X. ± 0.50	X.° $\pm 5^\circ$
.X ± 0.20	.X° $\pm 2^\circ$
.XX ± 0.10	.XX° $\pm 1^\circ$
Units : mm	