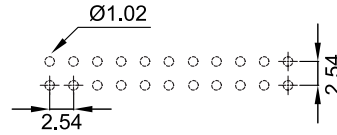


Recommended  
P.C. Board Hole Layout



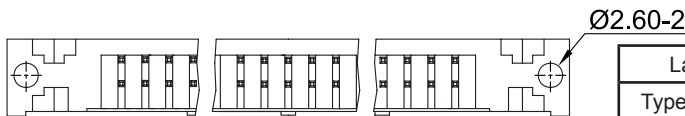
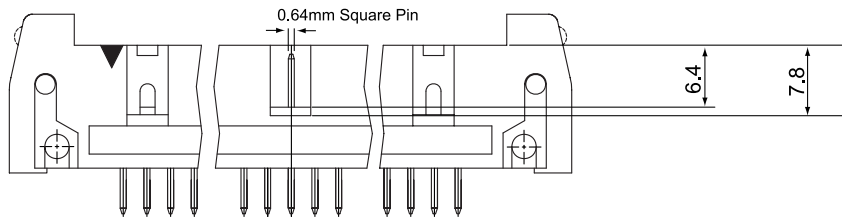
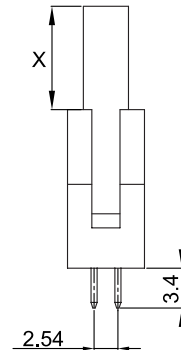
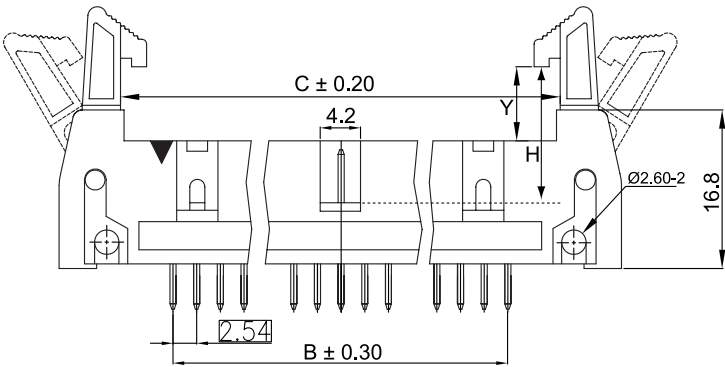
### Specifications

- Current Rating: 3 Amps
- Insulator Resistance: 1000 Megohms min.
- Contact Resistance: 20 m ohms max.
- Dielectric Withstanding: AC 600V
- Operating Temperature: P.B.T.: -40°C to +105°C  
Nylon-6T: -55°C to +125°C
- Contact Material: Brass
- Insulator Material: P.B.T. (Standard)  
Polyester, UL 94V-0 Nylon-6T
- Contact Plated: \*see options below  
Standard: Full Gold Flash

### Part Numbering System

**LH-S - XX - X - X X - X**

- Series
- No. of Contact:
- Contact Plating:
- Latch Options:  
W = Without Latch  
Nil = Long Latch  
S = Short Latch
- Insulator Material:  
Nil = P.B.T.  
N = High Temperature Nylon-6T  
(Processing Temp.:  
230°C for 30-60 Seconds  
260°C for 10 seconds)
- Insulator Color:  
Nil = Black (Standard)  
GRAY = Gray



Latch Dimensions		
Type	Long	Short
X	11.10	10.80
Y	8.20	4.10
H	14.60	10.50

Contacts	Dimension mm		
	A	B	C
10	32.00	10.16	18.00
12	34.54	12.70	20.50
14	37.08	15.24	23.04
16	39.62	17.78	25.58
20	44.70	22.86	30.33
24	49.48	27.94	35.74
26	52.32	30.48	38.28
30	57.40	35.56	43.68
34	62.48	40.64	48.44
40	70.10	48.26	56.06
50	82.80	60.96	68.76
60	95.50	73.66	82.00
64	100.6	78.74	87.10

* Contact Plating Option	Full Gold Plating	Gold Plated On Contact Area Tin Plated on Solder Area	Full Tin Plating
	G : Gold Flash G10: Gold 10u" G15: Gold 15u" G30: Gold 30u"	S: Gold Flash S10: Gold 10u" S15: Gold 15u" S30: Gold 30u"	T: Tin 100u"

General Tolerance	
X. ± 0.50	X.° ± 5°
.X ± 0.20	.X" ± 2°
.XX ± 0.10	.XX" ± 1°
Units : mm	