



BAT42WS BAT43WS

Schottky Barrier Diode 200mW

Features

- Halogen free available upon request by adding suffix "-HF"
- Fast Switching Speed
- Surface Mount Package Ideally Suited for Automatic Insertion
- Low Forward Voltage Drop.

Mechanical Data

- Epoxy meets UL 94 V-0 flammability rating
- Moisture Sensitivity Level 1
- Polarity: Indicated by Cathode Band
- Marking: BAT42WS S7
BAT43WS S8

Maximum Ratings @ 25°C Unless Otherwise Specified

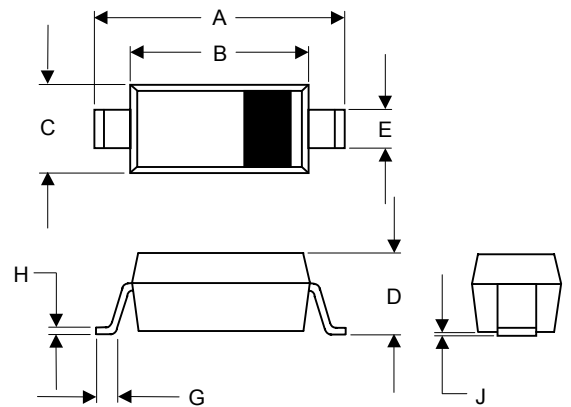
Characteristic	Symbol	Value	Unit
Peak Repetitive Reverse Voltage	V_{RRM}		
Working Peak Reverse Voltage	V_{RWM}	30	V
DC Blocking Voltage	V_R		
RMS Reverse Voltage	$V_{R(RMS)}$	21	V
Forward Continuous Current(Note1)	I_{FM}	200	mA
Average Rectified Output Current	I_o	100	mA
Repetitive Peak Forward Surge Current @ $t < 1.0s$	I_{FRM}	500	mA
Non-Rep. Peak Forward Surge Current @ $t < 10ms$	I_{FSM}	4	A
Power Dissipation	P_d	200	mW
Thermal Resistance(Note 1)	R	625	K/W
Operation/Storage Temp. Range	T_j, T_{STG}	-55 to +125	°C

Electrical Characteristics @ 25°C Unless Otherwise Specified

Charateristic	Symbol	Min	Max	Unit	Test Cond.
Forward Voltage Drop(Note2)					
All Types		----	1.0		$I_F=200mA$
BAT42WS	V_{FM}	----	0.40	V	$I_F=10mA$
BAT42WS		----	0.65		$I_F=50mA$
BAT43WS		0.26	0.33		$I_F=2.0mA$
BAT43WS		----	0.45		$I_F=15mA$
Maximum Peak Reverse Current	I_{RM}	----	500	nA	$V_R=25V$
			100	uA	$V_R=25V T_j=100^\circ C$
Junction Capacitance	C_j	----	10	pF	$V_R=1V, f=1.0MHz$
Reverse Recovery Time	t_{rr}	----	5	ns	$I_F=I_R=10mA$ $I_{rr}=0.1I_R$ $R_L=100\Omega$

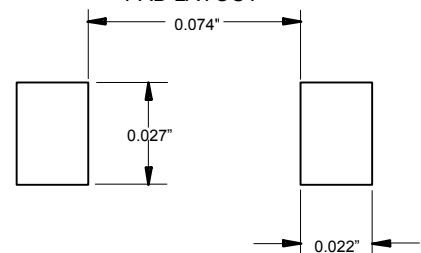
- Notes: 1. Valid provided that terminals are kept at ambient temperature
2. $t < 300\mu s$, duty cycle $\leq 2\%$

SOD323



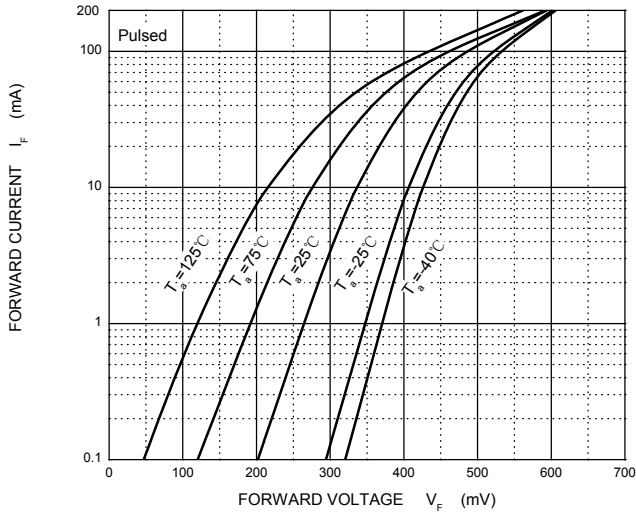
DIM	DIMENSIONS				NOTE
	INCHES		MM		
	MIN	MAX	MIN	MAX	
A	.090	.107	2.30	2.70	
B	.063	.071	1.60	1.80	
C	.045	.053	1.15	1.35	
D	.031	.045	0.80	1.15	
E	.010	.016	0.25	0.40	
G	.004	.018	0.10	0.45	
H	.004	.010	0.10	0.25	
J	-----	.006	-----	0.15	

SUGGESTED SOLDER PAD LAYOUT

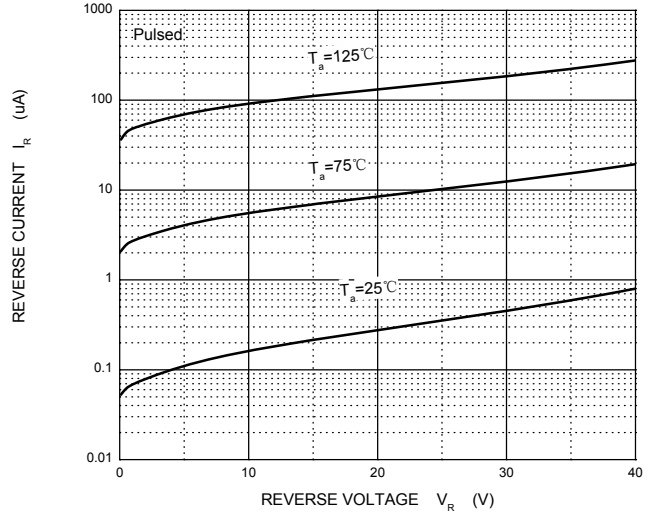


RATINGS AND CHARACTERISTIC CURVES

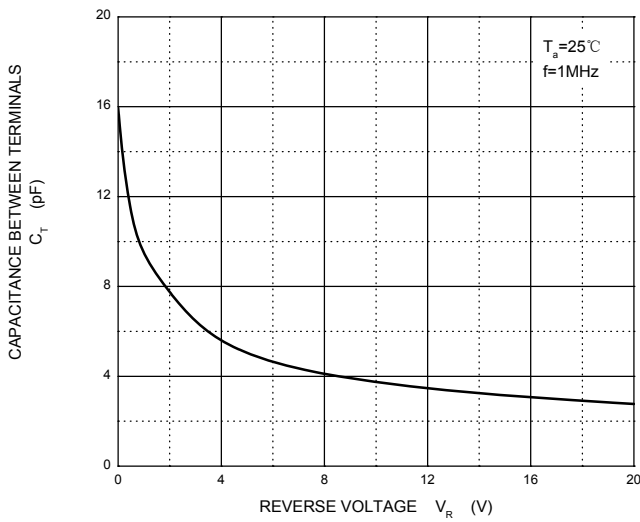
Forward Characteristics



Reverse Characteristics



Capacitance Characteristics



Power Derating Curve

