

S500

5 mm x 20 mm Fast-acting glass tube fuses



Product features

- Fast-acting, low breaking capacity
- Optional axial leads available
- 5 mm x 20 mm physical size
- Glass tube with silver-plated (32-125 mA) and nickel-plated (160 mA-10 A) endcaps
- Designed to IEC 60127-2/2 (160 mA-10 A)

Agency information

- cURus: File E19180, Guide JDYX2, JDYX8
- CSA Component Acceptance: File 1803366
- SEMKO Approval: File 414552
- VDE Approval: File 40014109
- BSI Approval: File KM55676
- IMQ Approval: File CA03.00097
- CCC Approval: File 2005010207155694

Ordering information

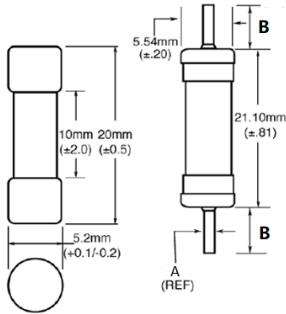
- Specify product code
- Insert packaging code prefix before part number. E.g., BK-S500-32-R
- Ratings above 6.3 A have a 0.8 mm diameter lead (axial lead)
- Specify option code if desired
- For axial leads, insert "V" between part number family and amp rating. E.g. S500-V-100-R

Electrical characteristics							
I _n	1.5 I _n		2.1 I _n		4 I _n		10 I _n
	min	max	min	max	min	max	max
32 mA-125 mA	60 min	30 min	10 ms	500 ms	3 ms	100 ms	20 ms
160 mA-6.3 A	60 min	30 min	50 ms	2 sec	10 ms	300 ms	20 ms
8 A-10 A	30 min	30 min	50 ms	2 sec	10 ms	400 ms	40 ms

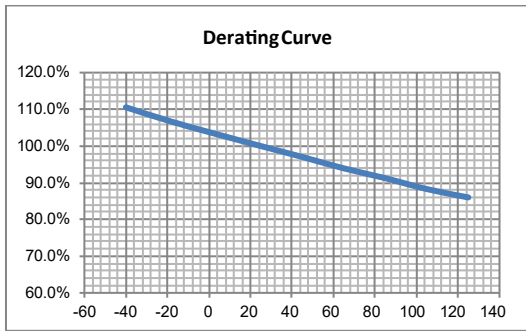
Part number	Voltage rating Vac	Interrupting rating (A) at rated voltage (50 Hz) Vac	Typical DC cold resistance (Ω)*	Typical melting I ² t AC†	Maximum voltage drop (mV)‡	Agency approvals						
						cURus	CSA	CCC	BSI	VDE	SEMKO	IMQ
						S500-32-R	250	35	290	0.00002	13000	
S500-40-R	250	35	210	0.00006	11500							
S500-50-R	250	35	150	0.00010	10500							
S500-63-R	250	35	113	0.00020	9800							
S500-80-R	250	35	22	0.0008	3000							
S500-100-R	250	35	18	0.0013	2800							
S500-125-R	250	35	11	0.0034	2200							
S500-160-R	250	35	9.1	0.008	2000	X	X	X	X	X	X	X
S500-200-R	250	35	6.8	0.016	1700	X	X	X	X	X	X	X
S500-250-R	250	35	4.3	0.28	1400	X	X	X	X	X	X	X
S500-315-R	250	35	3.1	0.58	1300	X	X	X	X	X	X	X
S500-400-R	250	35	2.0	0.18	1100	X	X	X	X	X	X	X
S500-500-R	250	35	0.26	0.18	220	X	X	X	X	X	X	X
S500-630-R	250	35	0.20	0.35	220	X	X	X	X	X	X	X
S500-800-R	250	35	0.14	0.67	190	X	X	X	X	X	X	X
S500-1-R	250	35	0.125	0.60	200	X	X	X	X	X	X	X
S500-1.25-R	250	35	0.096	0.84	200	X	X	X	X	X	X	X
S500-1.6-R	250	35	0.066	1.6	190	X	X	X	X	X	X	X
S500-2-R	250	35	0.043	4.2	150	X	X	X	X	X	X	X
S500-2.5-R	250	35	0.034	6.1	150	X	X	X	X	X	X	X
S500-3.15-R	250	35	0.025	13	130	X	X	X	X	X	X	X
S500-4-R	250	40	0.021	22	130	X	X	X	X	X	X	X
S500-5-R	250	50	0.014	42	120	X	X	X	X	X	X	X
S500-6.3-R	250	63	0.010	69	120	X	X	X	X	X	X	X
S500-8-R	250	80	0.010	N/A	120	X	X		X	X	X	
S500-10-R	250	100	0.008	N/A	120	X	X		X	X	X	

* DC cold resistance (Measured at <10% of rated current)
 † Typical melting I²t (I²t was measured at listed interrupting rating and rated voltage)
 ‡ Maximum voltage drop (Voltage drop was measured at +20 °C ambient temperature at rated current)
 Operating temperature: -40 °C to +125 °C with proper derating factor

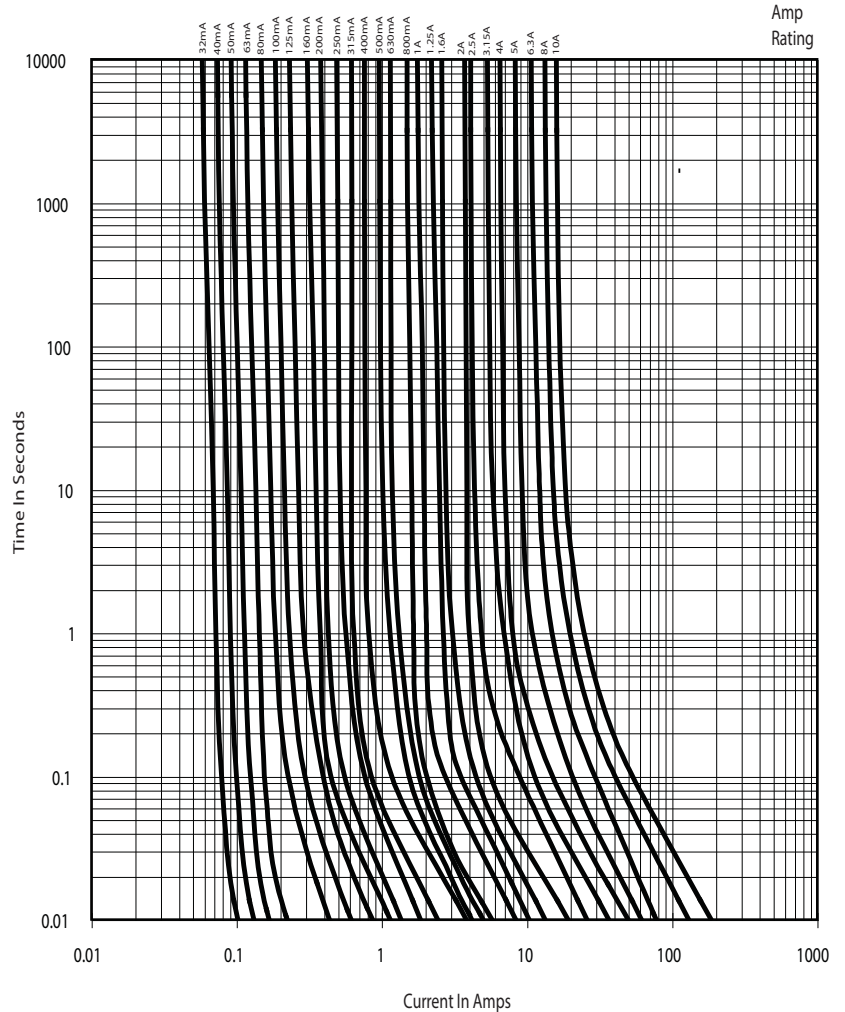
Dimensions - mm
Drawing Not to Scale



Dimension A (REF): 0.65 mm (0.5 A-6.3 A), 0.80 mm (8 A-10 A)
Dimension B: For BK/packaging, 38.1 ± 0.38 mm
For TR2/packaging, 15.8 ± 2 mm



Time-current Curve
Nominal Time/Current Characteristics



Packaging code	
Packaging prefix	Description
BK	100 fuses packed into a cardboard carton
BK1	1,000 fuses packed in a poly bag (cartridge only)
TR2	1,500 fuses packed in a tape and reel (axial lead only)
Blank	5 fuses packed in a tin (cartridge only)

Option code	
Option code	Description
V	Axial leads

Life Support Policy: Eaton does not authorize the use of any of its products for use in life support devices or systems without the express written approval of an officer of the Company. Life support systems are devices which support or sustain life, and whose failure to perform, when properly used in accordance with instructions for use provided in the labeling, can be reasonably expected to result in significant injury to the user.

Eaton reserves the right, without notice, to change design or construction of any products and to discontinue or limit distribution of any products. Eaton also reserves the right to change or update, without notice, any technical information contained in this bulletin.

Eaton
Electronics Division
1000 Eaton Boulevard
Cleveland, OH 44122
United States
eaton.com/electronics

© 2021 Eaton
All Rights Reserved
Printed in USA
Publication No. 2052 PCN21015
October 2021

Eaton is a registered trademark.

All other trademarks are property of their respective owners.

Follow us on social media to get the latest product and support information.

